

Microwave meter

Series MFM

High precision ± 3 mm

Liquids from
oil to water

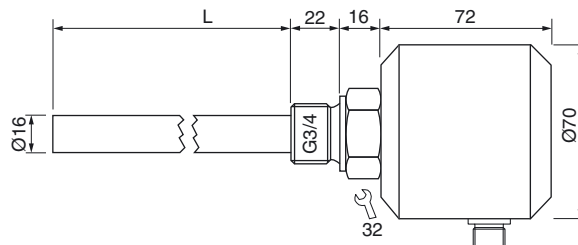
Guided microwave




Design

DC Analog • G3/4

Dimensions



Output


4...20 mA, linear

Sensor length

ID-No.

P21197...

The total length L of the sensor is specified by appending "Lxxx" to the type.

Type-sensor length L

MFM 075 GA-Lxxx

Supply voltage [V]

20...27 DC

Current consumption [mA]

< 100

Current output [mA]

4...20

Load resistance R_L [Ω]

200...500

xxx: Length in cm

Reverse protection

•

Preferred lengths

Precision [mm]

± 3

500 mm: L050

ID-No.

Inactive range [mm]

top: 20, bottom: 30

1100 mm: L110

P21197050

Ambient temperature [$^{\circ}$ C]

-20...+70

P21197110

Medium temperature [$^{\circ}$ C]

-20...+80

Sensitivity [ϵ_r]

> 1.8

Protection [EN 60529]

IP 67

Housing material

Aluminium

Material

AISI 316 Ti

Sealing material

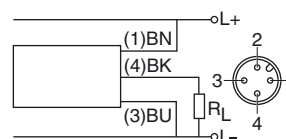
NBR, different material on request

Compressive strength [bar]

6 (25 $^{\circ}$ C)

Connection

M12 connector



Accessories

Connecting cable SLG 3..., SLW 3..., see page 2.39