

Magnetic flowmeter • Digital display

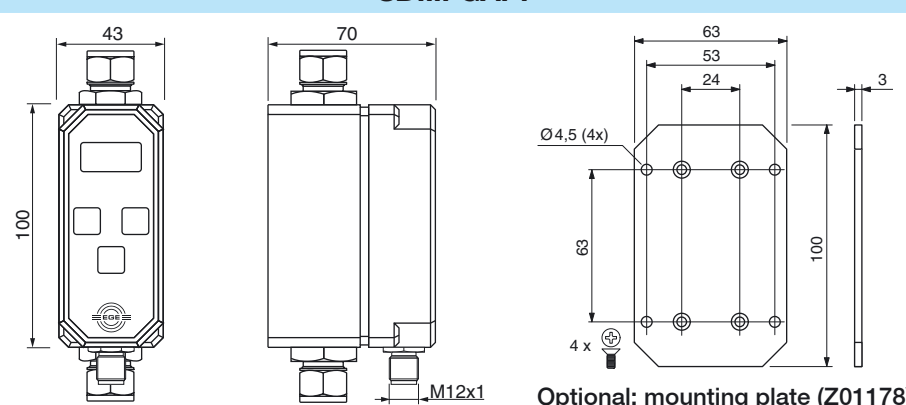
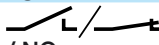

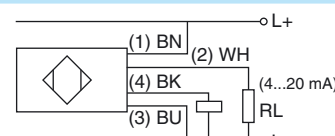
Series SDI - Magnetic flowmeter

Measurement error <2%

Programmable

Analog and PNP output



Design	SDI... GAPP	
Dimensions	 <p>Optional: mounting plate (Z01178)</p>	
Working range [l/min]	0...40	0.2...80
Measurement error	0...5.0 l/min ≤0.1 l/min 5...40 l/min ≤2% of measurement value*	0...10.0 l/min ≤0.2 l/min 10.1...80 l/min ≤2% of measurement value*
ID-No.	P11320	P11321
Typ	SDI 852/1 GAPP	SDI 852/2 GAPP
Outer diameter pipe [mm]	10	15
Pipe connection	tube fittings for steel tubes according to DIN 2391 / ISO 3304	
Output	 PNP NC / NO, programmable	 4...20 mA, linear
Switching current [mA]	200	
Load R _L [Ω]	200...500	
Supply voltage [V]	24 DC ±10%	
Current consumption [mA]	100	
Ambient temperature [°C]	0...+60	
Medium temperature [°C]	5...+60	
Medium conductivity [μS/cm]	≥ 10 (water: ≥ 15)	≥ 20 (water: ≥ 30)
Reaction time [s]	0.5...8	
Programmable functions	switching point, hysteresis, switching output, time on/off delay analog range, impulse, averaging, access code	
Compressive strength [bar]	10	
Material	housing: PBT sensor: PVDF / AISI 316 Ti	
Protection [EN 60529]	IP 65	
Connection	M12 connector	
*Notice: Reference conditions according to EN 29104		
Accessories	mounting plate, connecting cable type SLG (page 1.78), adapter G1/4 (page 1.82)	